


Year 2

Term

Rwanda

English

Anna Hibiscus lives in Africa, amazing Africa. As we get to know her family in the story we will write a description for the scene where she is sat in the tree. We want our readers to fall in love with her village and want to visit. We will also write a diary portraying that Anna has had a good day.



Reading

This term we will be reading around the topic of Africa. We will tell the story of Handa's surprise and understand the effect that rhyming has on the reader.

We will also be reading Mama Panya's Pancakes.

Reading at Home

These are some books you can read together that will help them with their learning in school.

- The Akimbo Adventures
- Lila and the Secret of Rain
- Africa, Amazing Africa: Country by Country Any books linked to Africa
- Expedition Diaries: African Savannah

Spelling and Phonics

By now your child should know most of their year 2 spelling words but we know that there may still be some to learn.

We will continue to learn the different spelling patterns like doubling consonants and adding suffixes and prefixes.

We will continue to recap our phonics sounds, hear RWI story books and use our phonics in our spellings correctly.

Handwriting

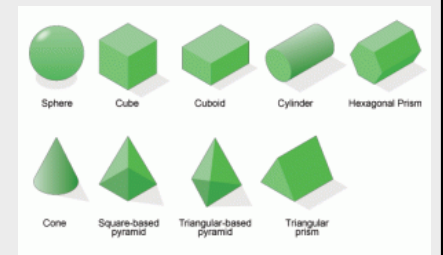
Children will continue to learn how to join letters and how to form them neatly.



Maths

Geometry: Properties of shape

Recognise 2D and 3D shapes. Count the sides and vertices on 2D Shapes. Count the faces and edges and vertices on 3D shapes. Learn about Symmetry



Geometry: Position and direction

Children will learn to describe movement and turns. The children can recap and become familiar with the mathematical vocabulary related to position and direction, as well as considering how to make quarter, half and full turns. If you could practise this at home it would help!



Measurement

We will continue to practise reading scales, measuring in grams and KG. Measuring in ml and cm and comparing measurements with addition and subtraction skills.

<p>About the Topic!</p> <p>Where in the world is Africa? Where in the world is Rwanda? We start the topic off with a virtual trip around Rwanda, exploring the key human/physical features, comparing it to the UK and finding it on a map. Through our art, Music and English lessons we find out more about the culture of the country and unpick our enquiry question.</p>	<p>Geography</p> <p>Country Study—Rwanda</p> <ul style="list-style-type: none"> compare a local city/town in the UK with a contrasting city/town in a different country; use aerial photographs and plan perspectives to recognise landmarks and basic human and physical features; devise a simple map; and use and construct basic symbols in a key; 	<p>Science</p> <p>Animals, including humans</p> <ul style="list-style-type: none"> notice that animals, including humans, have offspring which grow into adults find out about and describe the basic needs of animals, including humans, for survival (water, food and air) describe the importance for humans of exercise, eating the right amounts of different types of food, and hygiene 	<p>DT</p> <ul style="list-style-type: none"> start to understand that the iterative process sometimes involves repeating different stages of the process. explore what materials products are made from; demonstrate how to cut, shape and join fabric to make a simple product; manipulate fabrics in simple ways to create the desired effect; use a basic running stitch; use a range of materials and 	<p>Music</p> <p>African Music</p> <ul style="list-style-type: none"> change the tempo or dynamics while playing an instrument. Compose a simple tune using three or four notes; Write down their compositions using symbols, pictures or patterns.
<p>Wider Curriculum <u>Rwanda</u></p> <p>As part of our Rwanda topic this term we will look into a way we can fundraise money for the school in Rwanda where Mrs Marsh visited.</p>	<p>Year 2</p>			<p>Enrichment Opportunities</p> <p>Children will take learning drums and African dancing. They can perform these to their peers.</p>
	<p>Summer 1</p>	<p>Rwanda</p>		<p>Vocabulary</p> <p>valley, vegetation, season and weather; South America, London,</p>
<p>Taking Risks! <u>Community</u></p> <p>Children will perform their African dances and drums to each other.</p>	<p>PE</p> <p>African Dance</p> <p>We will explore an African dance and practising the different steps and dancing to the rhythms.</p>	<p>R.E</p> <p>Gospel - Forgiveness and Peace</p> <ul style="list-style-type: none"> Tell stories from the Bible and recognise a link with a concept: for example, the idea of 'good news' links to the practice of being thankful. His good gifts. 	<p>PSHE</p> <p>Keeping Myself and others Safe</p> <p>Children will discuss how to keep themselves safe in their homes, in the playground and outside of school.</p> <p>Identify situations in which they would need to say 'Yes', 'No', 'I'll ask', or 'I'll tell',</p>	<p>Food for Thought!</p> <p>Where is Africa? Where is Rwanda? What's similar about our lives to the lives of children in Rwanda? What different about our lives and the places that we live?</p>


Year 2

Term

Things that grow



English




In English we will be reading Jack and the Baked Beanstalk. We are going to write invitations to the opening of the new café. We are also going to read Inside the Villains and write about the Giant.

Reading



We are going to read Inside the Villains and make inference about the different characters in Fairy Tales.

Reading at Home



Spelling and Phonics

We will continue to practise learning our Year 2 Common Exception words. As well as this we will be learning different spelling rules and introduce the silent h in 'ph/wh' and silent k in kn.

We will practise spelling homophones such as see-sea there-their blue-blew bear -bare one-won.

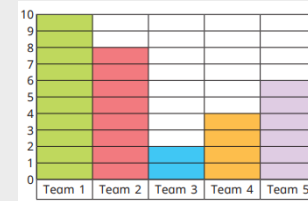
Handwriting

We are continuing to learn new joins for example in this term we will practise the 'qu' join and the 'ss' join.

Maths

Statistics

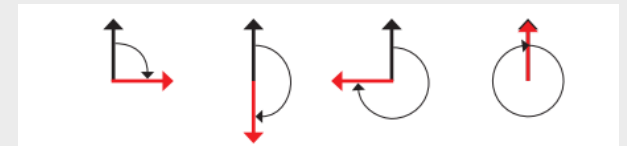
In maths, children will learn how to Interpret and construct simple pictograms, tally charts, block diagrams and simple tables. They will ask and answer simple questions by counting the number of objects in each category and sorting the categories by quantity.



Fruit	Tally
banana	I
grape	
pear	III
apple	

Position and Direction

At the end of the term children will use mathematical



vocabulary to describe position, direction and movement, including movement in a straight line and distinguishing between rotation as a turn and in terms of right angles for quarter, half and three-quarter turns (clockwise and anti-clockwise).

<p>About the Topic!</p> <p>Children we discover how plants grow and will use the word germinate to describe this.</p> <p>They will also learn about healthy living , include diet and exercise.</p> <p>During national; fieldwork fortnight children will...</p>	<p>Geography</p> <p>National field work—Environment</p> <p>Observe the plants that are already on our school grounds. Think about how many of these plants provide food and protection for the bees.</p> <p>Create a tally and bar graph for this.</p>	<p>Science</p> <p>Making new plants</p> <p>Children we grow some cress, does it make new seeds?</p> <p>Children will grow other flowers. let them pollinate and show children where the seed grows.</p> <p>They then go on a walk looking for plants and flowers, taking pictures and deciding if a seed could form from the plant and if it has yet formed</p>		<p>Music</p> <p>Mini beasts on the move.</p> <p>Children will perform the Creepy Crawlies song and create and perform ‘Some Bugs’ song with a new chorus. They will create and performing Creepy Crawlies compositions in small groups.</p>
<p>Wider Curriculum</p> <p>We will grow our plants to protect the bees. As a class, we will make something to put in the environmental area to help conservation of bees.</p>	<p>Year 2</p>			<p>Enrichment Opportunities</p> <p>Linking up with our topic and using what we have learnt in science, Year 2 will have the opportunity to plant our own tree on the school grounds!</p>
<p>Summer 2</p>		<p>Things that grow</p>		<p>Vocabulary</p> <p>Germination, growth, sunlight,</p>
<p><i>How are new plants made?</i></p>				
<p>Taking Risks!</p> <p>We will be exploring a variety of books with Year 4. We will be buddying up with a Year 2 and sharing our love of reading.</p>	<p>PE</p> <p>In this term we get excited for Sports Day! We will practise for our races in this term. We will build a relay team. There will be lots of opportunities for field games and team building sports</p>	<p>R.E</p> <p>Children will learn about the Jewish faith and their special book the Torah. They will describe ways in which the Bible is special to Christians and the Torah to Jews.</p>	<p>PSHE</p> <p>Growing and changing .</p> <p>Children will identify different stages of growth (e.g. baby, toddler, child, teenager, adult); Understand and describe some of the things that people are capable of at these different stages.</p>	<p>Food for Thought!</p> <p>Do all plants make new seeds?</p>